

ARNiKON

crane systems

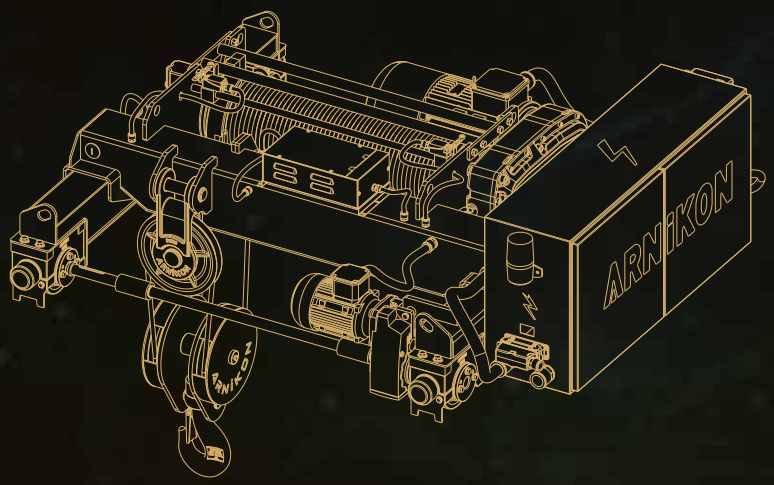

www.**arnikon**.com.tr



YÜKÜNÜZE STRATEJİK HAMLE
STRATEGIC MOVE TO YOUR LOAD



ARNiKON

BİZİ BAŞARIYA GÖTÜREN PRENSİPLER

İşini her koşulda en iyi şekilde yapmaya gayret etmek,

Müşteriyle sıfır sorun politikası takip etmek,

Müşteri memnuniyetini her zaman için en ön planda tutmak,

Konusunda dünyada en iyi olan ürünleri müşterilerimizin kullanımına sunmak,

Sunduğu ürün ve hizmetlerde daima öncü ve lider olmak,

Yalnız mal satan değil aynı zamanda çözüm üreten bir firma olmak,

Sattığı malın ve hizmetin arkasında duran, ilkeli ticaret anlayışını benimsemek olmuştur

THE PRINCIPLES THAT LEAD US TO SUCCESS

Striving to do the job in the best way in all conditions,

To follow the zero-problem policy with the customer,

Customers' satisfaction is always in the front to keep the plan,

Offering the best products in the world for the use of our customers,

To be a pioneer and leader in the products and services we offer,

The principle behind the sale of goods and services has been to adopt the concept of trade.

PROJELENDİRME & DANIŞMANLIK

Firmamız gerek ürünlerin uygulamaları ile ilgili gerekse projelendirme konusunda kendisine iletilen talepleri, geniş mühendis kadrosu ve sektördeki uzun yıllara dayanan bilgi birikimi sayesinde titizlikle çalışarak kısa sürede cevaplayabilmektedir. Bu bağlamda henüz planlama aşamasındaki bir yatırımın projelendirilmesi veya müşterilerin ziyaret edilerek hem tanıtım yapılması hem de keşif yapılarak teklif hazırlanması hizmetlerinin tümü ücretsiz olarak verilmektedir.

DESIGN & CONSULTING

Our firm is able to respond to the demands of the products related to the applications as well as to the project in a short time by working meticulously thanks to the extensive engineering staff and long years of knowledge in the sector. In this context, planning of an invesment in planning stage or customers are visited and promoted and all of the proposal preparation services are provided free of charge





Genel Ürün Yelpazesi
Our General Product Range

Gezer Vinçler
Overhead Crane

Tek Kiriş, Çift Kiriş Gezer Vinçler
Single Double EOT Cranes

Portal Vinçler
Gantr Cranes

Tek Kiriş, Çift Kiriş ve Yarı Portal Vinçler
Single, Double & Semi Gantry Cranes

Özel Tasarım Vinçler
Special Designed Cranes

Pergel Vinçler
Jib Cranes

Döner Arabalı Vinç Sistemleri
Rotary Cranes Systems

Elektrikli Transfer Arabaları
Electrical Transfer Cars

Yüks Asansörleri
Elavator Hoist

Kaldırma ve Yürütme Grubu
Lifting & Travelling Group

Vinç Aksesuarları
Crane Accessories

ARNİKON

ÇİFT KİRİŞ GEZER VİNÇLER
DOUBLE GIRDER EOT CRANES

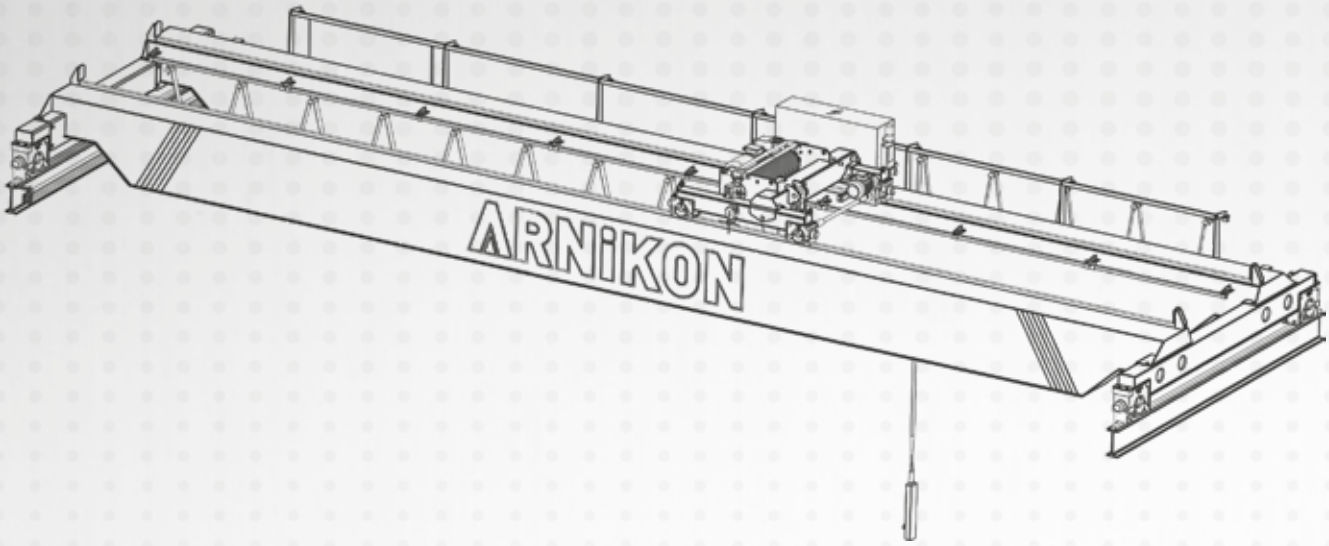







ÇİFT KİRİŞ GEZER VİNÇLER
DOUBLE GIRDER EOT CRANES

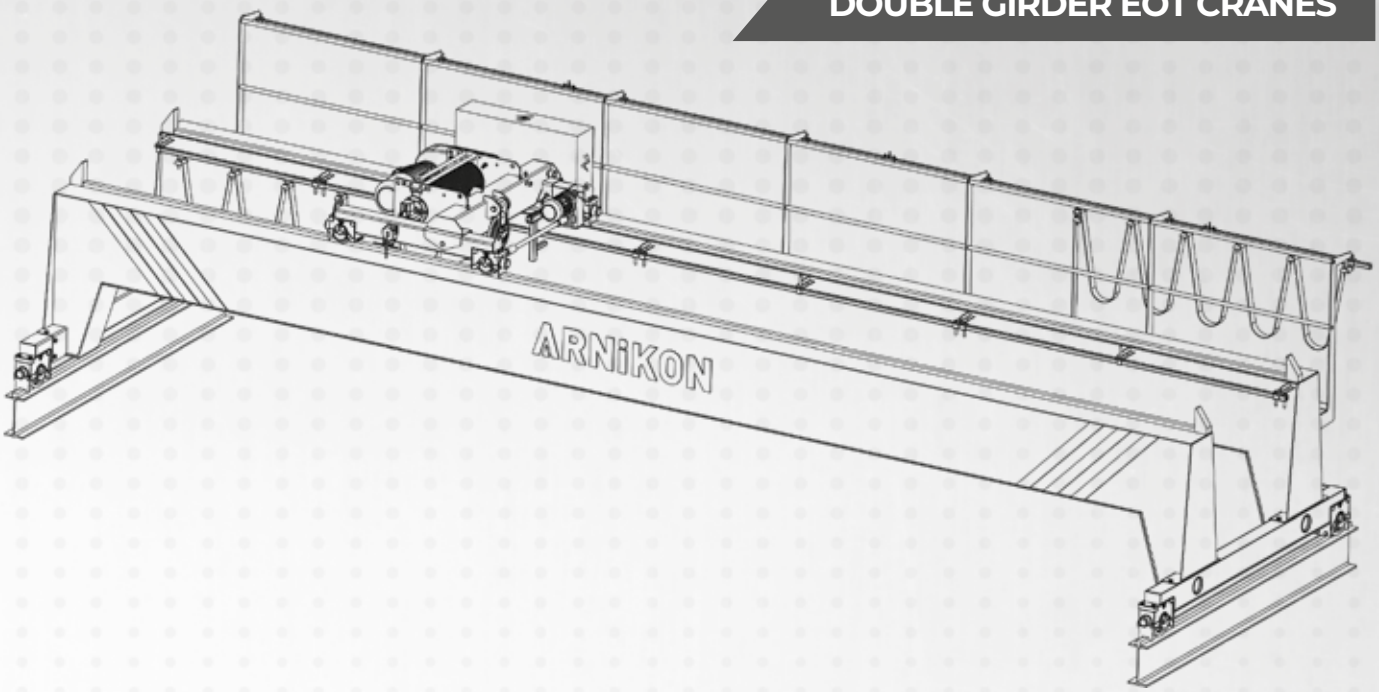







TEK KİRİŞ GEZER VİNÇLER
SINGLE GIRDER EOT CRANES

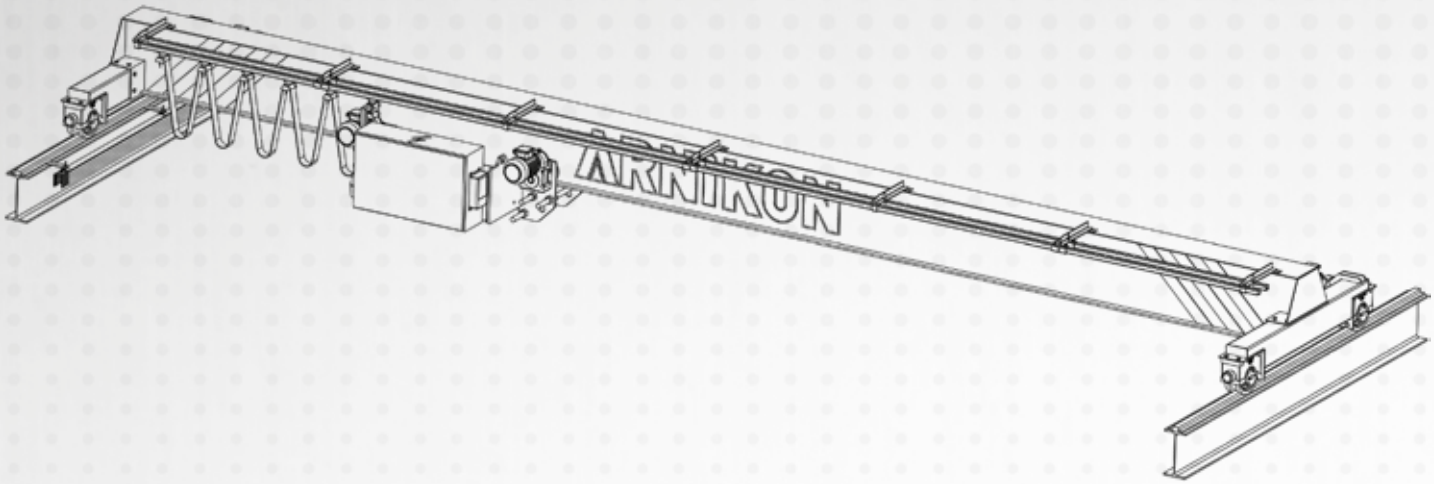







TEK KİRİŞ GEZER VİNÇLER
SINGLE GIRDER EOT CRANES

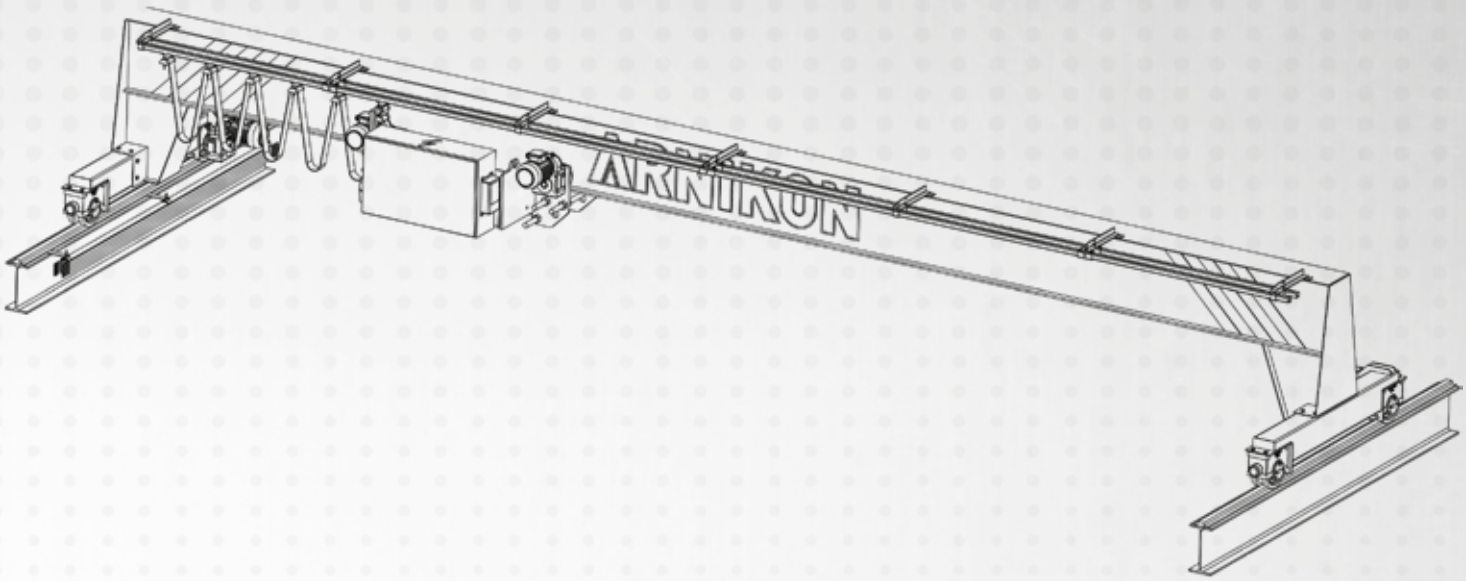








ARNIKON
ARNIKON




ARNIKON


ARNIKON




ARNiKON
ARNiKON






ARNiKON


ARNIKON CE

PORTAL VİNÇLER
GANTRY CRANES

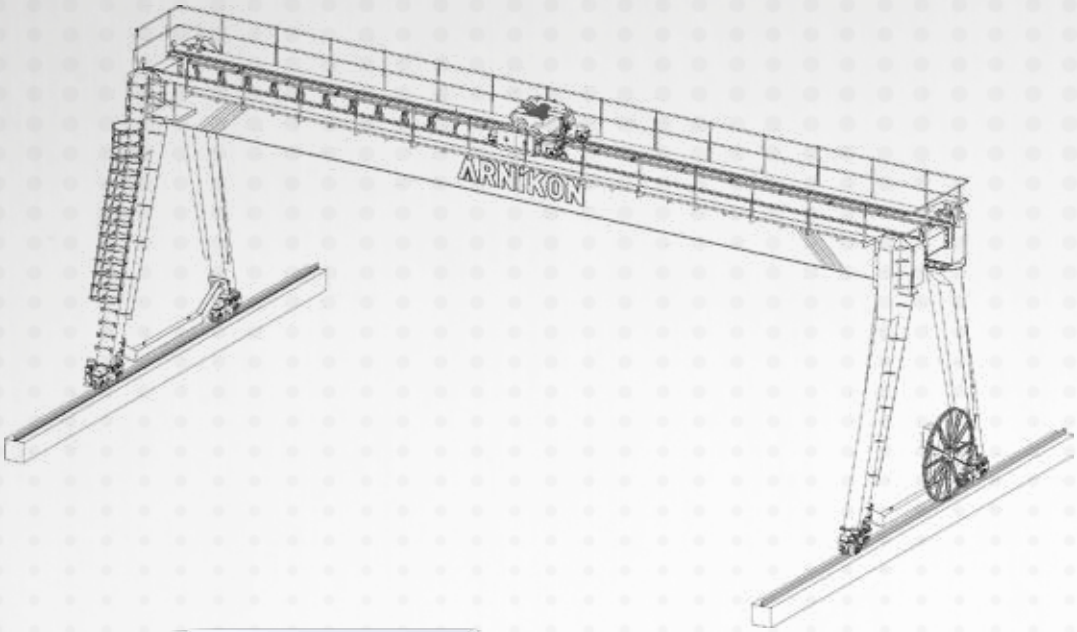







ÇİFT KİRİŞ PORTAL VİNÇLER
DOUBLE GIRDER GANTRY CRANES

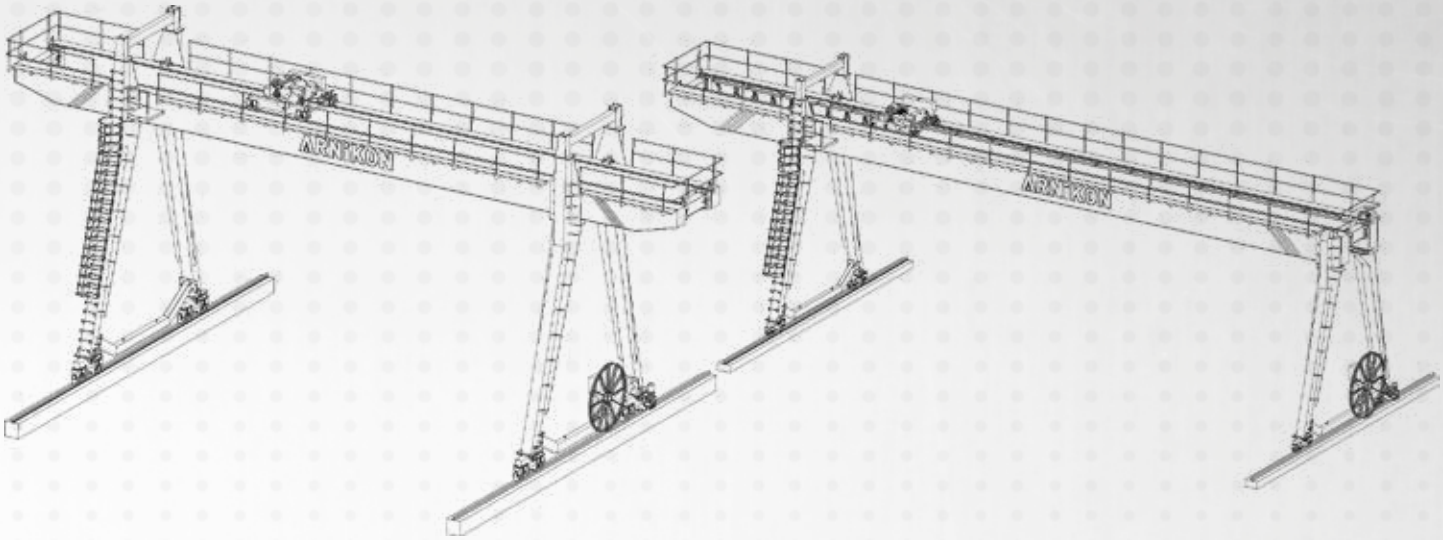







TEK KRİŞ PORTAL VİNÇLER
SINGLE GIRDER GANTRY CRANES

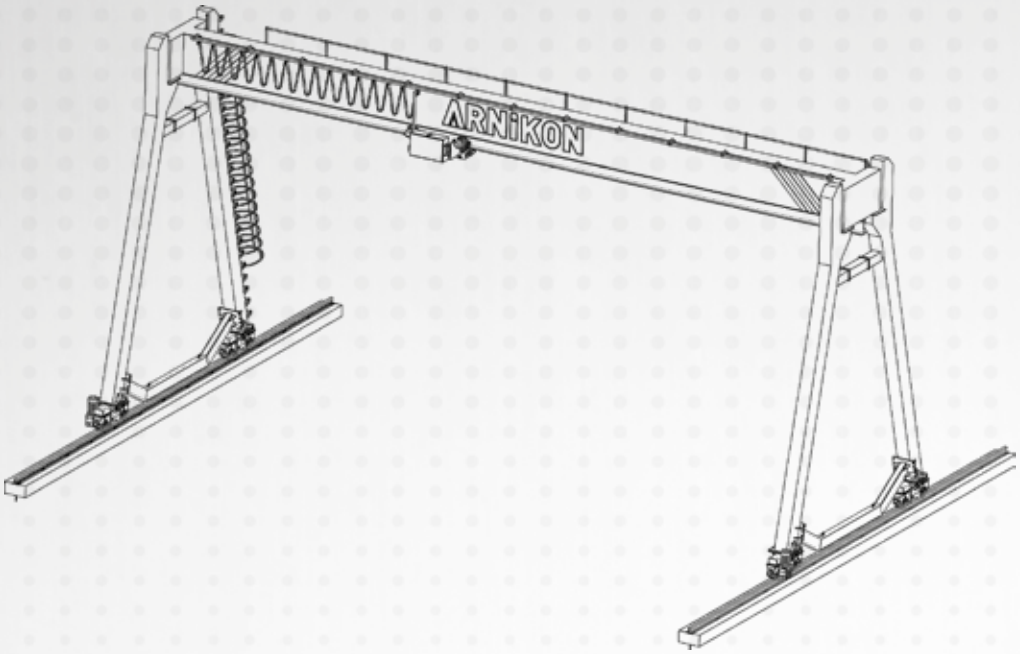







YARI PORTAL VİNÇLER
SEMI GANTRY CRANES

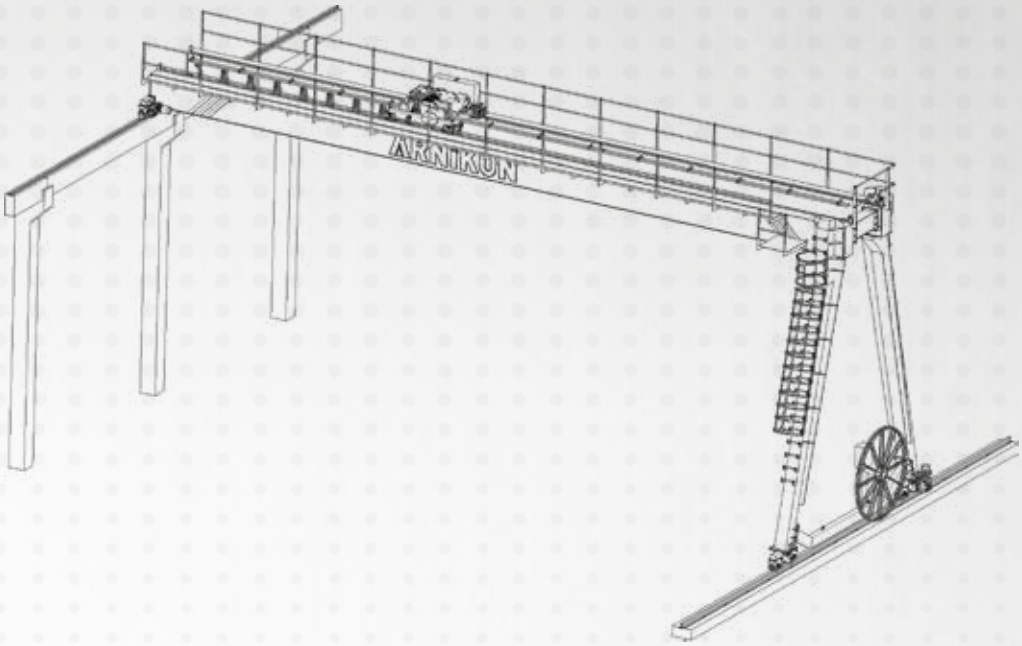








ARNiKON






SUMMA
SUMMA


GRANITAS


ARNIKON








ARNIKON
ARNIKONCE
ENTO

ÖZEL VİNÇLER
SPECIAL CRANES











PERGEL VİNÇLER
JIB CRANES

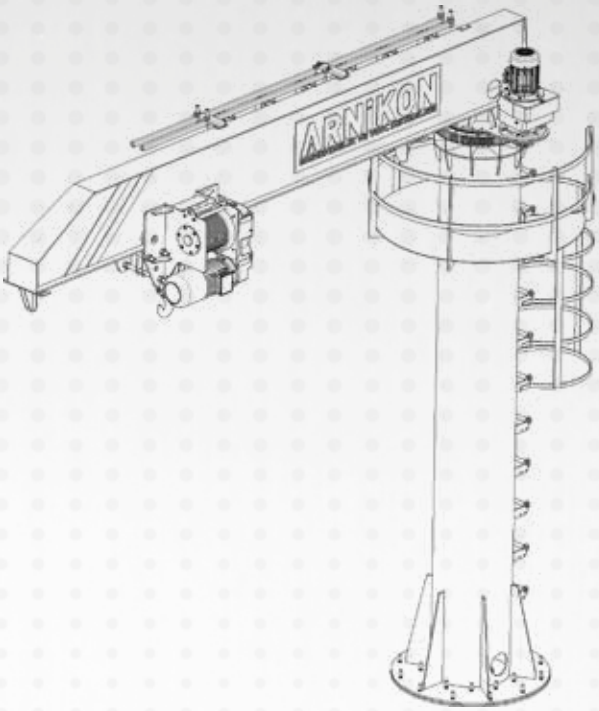

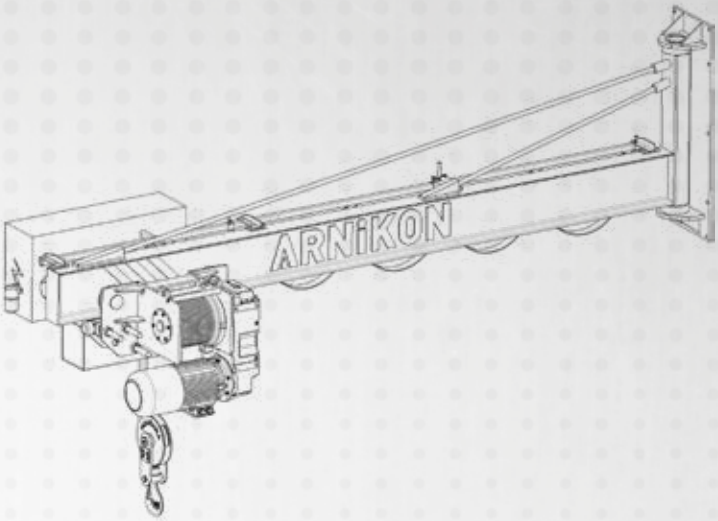







TRANSFER ARABALARI
TRANSFER CARS









YÜK ASANSÖRLERİ
ELEVATOR HOISTS

















- Donanım Makara Bloğu
  Pulley block



- Yürütme Grubu Limit Switch'i
  Traveling Group Limit Switch



- Araba Grubu
  Trolley group



- Kaldırma Grubu Limit(Tur) Switch'i
  Lifting Group Limit Switches (Rotary limit Switches)



- Pim-Halat Loadcell
  Load Cell - Load Pin



- Elektrik Panosu
  Electric Panel



- Teker Bloğu
  Wheel block



- Halat Klavuzu
  Rope Guide



- Kaldırma Motor/Fren/ Redüktör Grubu
  Lifting Motor/ Brake / Reducer Group



- Yürütme Redüktörü
  Traveling Reducers



- Tambur
  Wire Rope Drum



- Halat Soketi
  Rope Socket



- Kanca Blogu
  Hook Block

Kapasite (ton) **Capacity (ton)**	Tip **Type**	Yükseklik (m) **Lifting Height (m)**	Çalışma Sınıfı **Working Class**	KALDIRMA / **LIFTING**							YÜRÜTME / **TRAVERSING**			
				Kaldırma Hızı (m /dk) **Lifting Speed (m/min)**	Kaldırma Motoru (kW) **Lifting Motor (kW)**	Motor Devri **Motor Rpm**	Tambur Çapı (mm) **Drum Diameter (mm)**	Donanım **Rope Falls**	Halat Çapı (mm) **Rope Diameter (mm)**	Kanca Tipi **Hook Type**	Araba Yürütme Hızı (m/dk) **Traversing Speed (m/min)**	Yürütme Motoru (kW) **Traversing Motor (kW)**	Motor Devri **Motor Rpm**	Teker Çapı (mm) **Wheel Diameter (mm)**
1	**VDH01**	9	Fem 2m / ISO M5	6	1,1	1440	Ø 160	1 / 2	8	Nr 1	16	0,25	1425	Ø 125
2	**VDH02**	9		6	2,2	1445	Ø 160	1 / 2	10	Nr 1,6	16	0,25	1425	Ø 125
3,2	**VDH3,2**	9		6	3	1440	Ø 220	1 / 2	12	Nr 1,6	16	0,37	1425	Ø 125
5	**VDH05**	9		4	4	1450	Ø 220	1 / 4	12	Nr 2,5	16	0,55	1440	Ø 140
6,3	**VDH6,3**	9		4	5,5	1450	Ø 220	1 / 4	12	Nr 2,5	16	0,75	1440	Ø 140
7,5	**VDH7,5**	9		4	5,5	1455	Ø 275	1 / 4	12	Nr 4	16	0,75	1440	Ø 140
8	**VDH08**	9		4	5,5	1455	Ø 275	1 / 4	12	Nr 4	16	0,75	1440	Ø 140
10	**VDH10**	9		4	7,5	1460	Ø 275	1 / 4	14	Nr 6	16	1,1	1440	Ø 160
12	**VDH12**	9		4	7,5	1460	Ø 275	1 / 4	14	Nr 6	16	1,1	1440	Ø 160
16	**VDH16**	9		4	11	1470	Ø 325	1 / 4	16	Nr 8	16	1,5	1440	Ø 200
20	**VDH20**	9		4	15	1470	Ø 325	1 / 4	18	Nr 12	16	2,2	1445	Ø 200
25	**VDH25**	9		4	18,5	1475	Ø 325	1 / 4	20	Nr 12	16	2,2	1445	Ø 250
32	**VDH32**	9		3	22	1475	Ø 325	1 / 4	22	Nr 20	16	3	1440	Ø 300
40	**VDH40**	9		3	22	1475	Ø 400	1 / 6	22	Nr 25	16	2 x 2,2	1450	Ø 300
50	**VDH50**	9		3	30	1475	Ø 400	1 / 6	24	Nr 32	16	2 x 3	1440	Ø 400

Farklı Çalışma sınıfındaki vinçler için lütfen irtibata geçiniz.
Teker çapları yuvarlanma çaplarını ifade eder.
Farklı Kaldırma Yüksekliği için İrtibata geçiniz.

Please ask for different speed or different working class.
Wheel diameter refers to the wheel rolling diameter.
Please ask for different lifting height.

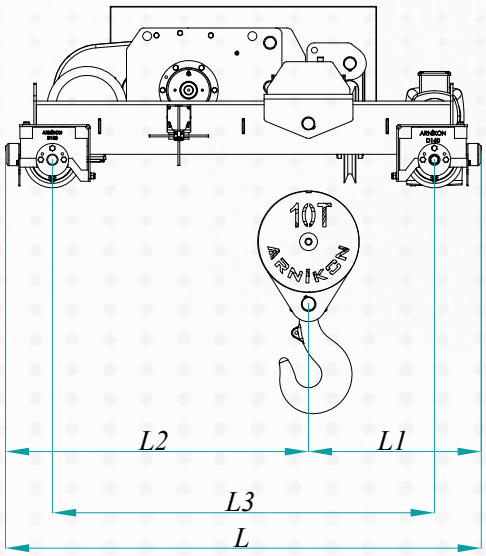

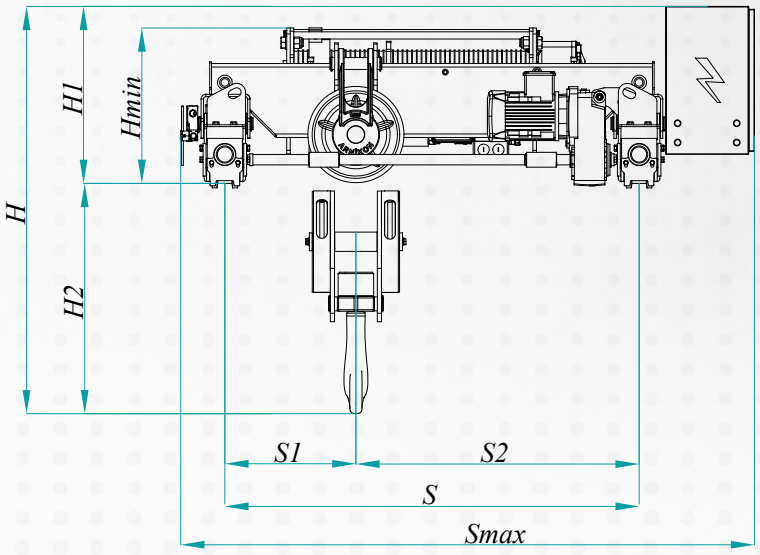

GENEL ÖLÇÜLER / GENERAL DIMENSIONS

VDH VİNÇ ARABASI / **VDH SERIES HOIST**

Q	TİP / TYPE	S	S 1	S 2	Smax	L	L 1	L 2	L 3	H	H 1 (mm)	H 2 (mm)	Hmin	Weight
		mm	mm	mm	mm	mm	mm	mm	mm	mm	mm	mm	mm	Kg
1 TON	**VDH01**	1.000	390	610	1.525	1.110	455	655	815	990	570	420	330	300
2 TON	**VDH02**	1.000	335	665	1.525	1.110	455	655	815	990	570	420	400	335
3 TON	**VDH3,2**	1.100	325	775	1.625	1.300	450	850	1.015	1.180	570	610	395	425
5 TON	**VDH05**	1.300	450	850	1.825	1.450	505	945	1.165	1.410	570	990	445	515
6,3 TON	**VDH6,3**	1.300	450	850	1.825	1.450	505	945	1.165	1.210	570	640	445	550
7,5 TON	**VDH7,5**	1.300	485	815	1.825	1.510	505	1.005	1.215	1.280	580	700	470	680
8 TON	**VDH08**	1.300	485	815	1.825	1.510	505	1.005	1.215	1.280	580	700	470	680
10 TON	**VDH10**	1.400	440	960	1.940	1.600	425	1.175	1.290	1.380	600	780	525	815
12 TON	**VDH12**	1.400	440	960	1.940	1.600	425	1.175	1.290	1.380	600	780	525	815
16 TON	**VDH16**	1.400	440	960	1.940	1.860	655	1.205	1.545	1.560	700	860	530	1.100
20 TON	**VDH20**	1.500	555	945	2.040	1.950	725	1.225	1.580	1.740	720	1.020	615	1.360
25 TON	**VDH25**	1.600	495	1.105	2.175	2.100	745	1.355	1.620	1.890	750	1.140	655	1.645
32 TON	**VDH32**	1.700	530	1.170	2.300	2.330	850	1.480	1.800	2.075	875	1.200	725	2.245
40 TON	**VDH40**	1.900	685	1.215	2.550	2.635	1.115	1.520	2.105	2.190	850	1.340	750	2.950
50 TON	**VDH50**	2.150	750	1.400	2.950	2.740	1.170	1.570	2.090	2.715	1.315	1.400	965	3.100





- Donanım Makara Bloğu
  Pulley block



- Yürütme Grubu Limit Switch'i
  Traveling Group Limit Switch



- Kaldırma Grubu Limit(Tur) Switch'i
  Lifting Group Limit Switches (Rotary limit Switches)



- Kanca Bloğu
  Hook Block



- Pim-Halat Loadcell
  Load Cell - Load Pin



- Elektrik Panosu
  Electric Panel



- Halat Klavuzu
  Rope Guide



- Halat Soket
  Rope Socket



- Kaldırma Motor/Fren/Redüktör Grubu
  Lifting Motor/ Brake / Reducer Group



- Yürütme Redüktörü
  Traveling Reducers



- Tambur
  Wire Rope Drum

Kapasite (ton) **Capacity (ton)**	Tip **Type**	Yükseklik (m) **Lifting Height (m)**	Çalışma Sınıfı **Working Class**	KALDIRMA / **LIFTING**							YÜRÜTME / **TRAVERSING**			
				Kaldırma Hızı (m /dk) **Lifting Speed (m/min)**	Kaldırma Motoru (kW) **Lifting Motor (kW)**	Motor Devri **Motor Rpm**	Tambur Çapı (mm) **Drum Diameter (mm)**	Donanım **Rope Falls**	Halat Çapı (mm) **Rope Diameter (mm)**	Kanca Tipi **Hook Type**	Araba Yürütme Hızı (m/dk) **Traversing Speed (m/min)**	Yürütme Motoru (kW) **Traversing Motor (kW)**	Motor Devri **Motor Rpm**	Teker Çapı (mm) **Wheel Diameter (mm)**
1	**VDMH01**	9	Fem 2m / ISO M5	6	1,1	1440	Ø 160	1 / 2	8	Nr 1	16	0,25	1425	Ø 90
2	**VDMH02**	9		6	2,2	1445	Ø 160	1 / 2	10	Nr 1,6	16	0,25	1425	Ø 90
3,2	**VDMH3,2**	9		6	3	1440	Ø 220	1 / 2	12	Nr 1,6	16	2x0,25	1425	Ø 125
5	**VDMH05**	9		4	4	1450	Ø 220	1 / 4	12	Nr 2,5	16	2x0,37	1440	Ø 125
6,3	**VDMH6,3**	9		4	5,5	1450	Ø 220	1 / 4	12	Nr 2,5	16	2x0,37	1440	Ø 125
7,5	**VDMH7,5**	9		4	5,5	1455	Ø 275	1 / 4	12	Nr 4	16	2x0,37	1440	Ø 140
8	**VDMH08**	9		4	5,5	1455	Ø 275	1 / 4	12	Nr 4	16	2x0,37	1440	Ø 140
10	**VDMH10**	9		4	7,5	1460	Ø 275	1 / 4	14	Nr 6	16	2x0,55	1440	Ø 140
12	**VDMH12**	9		4	7,5	1460	Ø 275	1 / 4	14	Nr 6	16	2x0,55	1440	Ø 140

Farklı Çalışma sınıfındaki vinçler için lütfen irtibata geçiniz.
Teker çapları yuvarlanma çaplarını ifade eder.
Farklı Kaldırma Yüksekliği için İrtibata geçiniz.

Please ask for different speed or different working class.
Wheel diameter refers to the wheel rolling diameter.
Please ask for different lifting height.

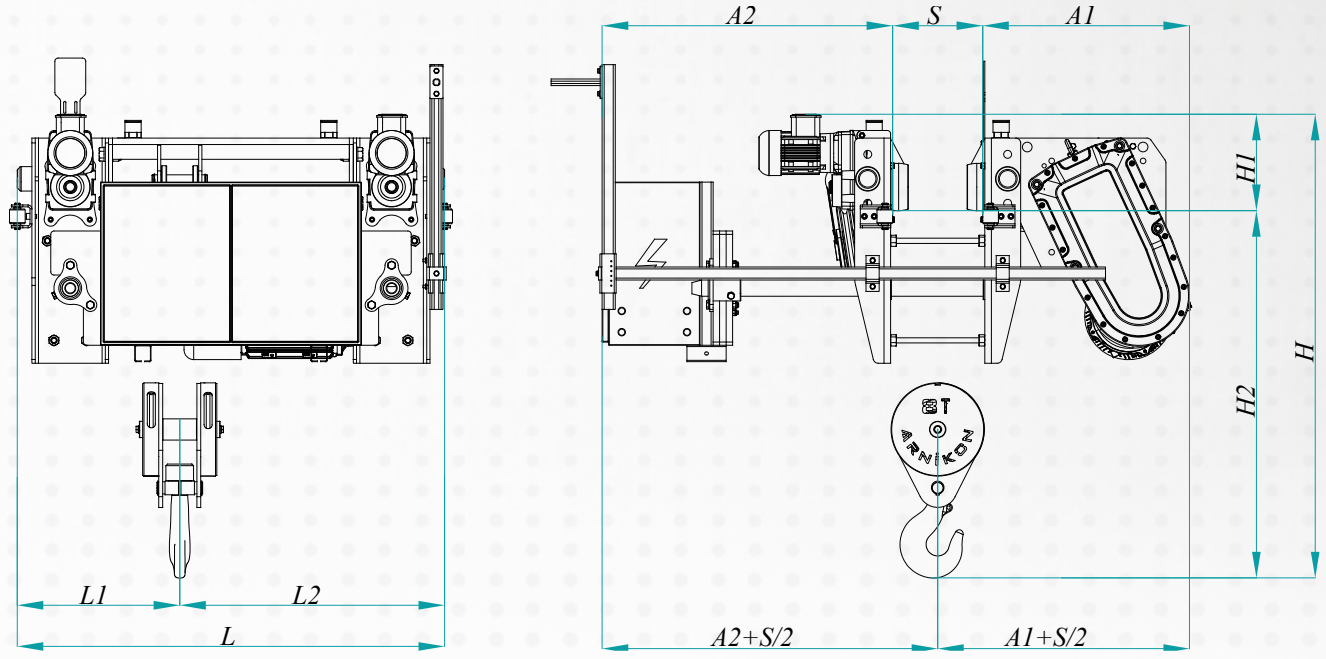

GENEL ÖLÇÜLER / GENERAL DIMENSIONS

VDMH VİNÇ ARABASI / **VDMH SERIES HOIST**

Q	TİP / TYPE	A1	A2	L	L1	L2	H	H1	H2	S	Ağırlık/Weight
		mm	mm	mm	mm	mm	mm	mm	mm	mm	kg
1 TON	**VDMH01**	420	700	800	260	540	950	60	890	Kirişe göre değişir. *Varies by beam size.*	200
2 TON	**VDMH02**	420	800	1.140	310	830	1.080	155	925		320
3,2 TON	**VDMH3,2**	565	730	960	400	560	1.270	260	1.010		510
5 TON	**VDMH05**	560	700	1.310	420	890	1.140	215	925		660
6,3 TON	**VDMH6,3**	560	700	1.310	420	890	1.145	220	925		700
7,5 TON	**VDMH7,5**	640	900	1.310	500	810	1.270	295	975		860
8 TON	**VDMH08**	640	900	1.310	500	810	1.270	295	975		860
10 TON	**VDMH10**	630	1.010	1.360	475	885	1.375	225	1.150		910
12 TON	**VDMH12**	630	1.000	1.360	475	885	1.375	225	1.150		920











- Yürütme Redüktörü
  Travelling Gearboxes
- Şaryo Grubu
  Trolley Group
- Elektrik Panosu
  Electric Panel

Kapasite (ton) **Capacity (ton)**	Tip **Type**	Yükseklik (m) **Lifting Height (m)**	Çalışma Sınıfı **Working Class**	KALDIRMA / **LIFTING**							YÜRÜTME / **TRAVERSING**			
				Kaldırma Hızı (m /dk) **Lifting Speed (m/min)**	Kaldırma Motoru (kW) **Lifting Motor (kW)**	Motor Devri **Motor Rpm**	Tambur Çapı (mm) **Drum Diameter (mm)**	Donanım **Rope Falls**	Halat Çapı (mm) **Rope Diameter (mm)**	Kanca Tipi **Hook Type**	Araba Yürütme Hızı (m/dk) **Traversing Speed (m/min)**	Yürütme Motoru (kW) **Traversing Motor (kW)**	Motor Devri **Motor Rpm**	Teker Çapı (mm) **Wheel Diameter (mm)**
1	**MH01**	9	Fem 2m / ISO M5	6	1,1	1440	Ø 160	1 / 2	8	Nr 1	16	0,25	1425	Ø 90
2	**MH02**	9		6	2,2	1445	Ø 160	1 / 2	10	Nr 1,6	16	0,25	1425	Ø 90
3,2	**MH3,2**	9		6	3	1440	Ø 220	1 / 2	12	Nr 1,6	16	2x0,25	1425	Ø 125
5	**MH05**	9		4	4	1450	Ø 220	1 / 4	12	Nr 2,5	16	2x0,37	1440	Ø 125
6,3	**MH6,3**	9		4	5,5	1450	Ø 220	1 / 4	12	Nr 2,5	16	2x0,37	1440	Ø 125
7,5	**MH7,5**	9		4	5,5	1455	Ø 275	1 / 4	12	Nr 4	16	2x0,37	1440	Ø 140
8	**MH08**	9		4	5,5	1455	Ø 275	1 / 4	12	Nr 4	16	2x0,37	1440	Ø 140
10	**MH10**	9		4	7,5	1460	Ø 275	1 / 4	14	Nr 6	16	2x0,55	1440	Ø 140
12	**MH12**	9		4	7,5	1470	Ø 275	1 / 4	14	Nr 6	16	2x0,55	1440	Ø 140
16	**MH16**	9		4	11	1470	Ø 325	1 / 4	16	Nr 8	16	2x0,75	1440	Ø 160
20	**MH20**	9		4	15	1470	Ø 325	1 / 4	18	Nr 12	16	2x0,11	1440	Ø 200

Farklı Çalışma sınıfındaki vinçler için lütfen irtibata geçiniz.
Teker çapları yuvarlanma çaplarını ifade eder.
Farklı Kaldırma Yüksekliği için İrtibata geçiniz.

Please ask for different speed or different working class.
Wheel diameter refers to the wheel rolling diameter.
Please ask for different lifting height.

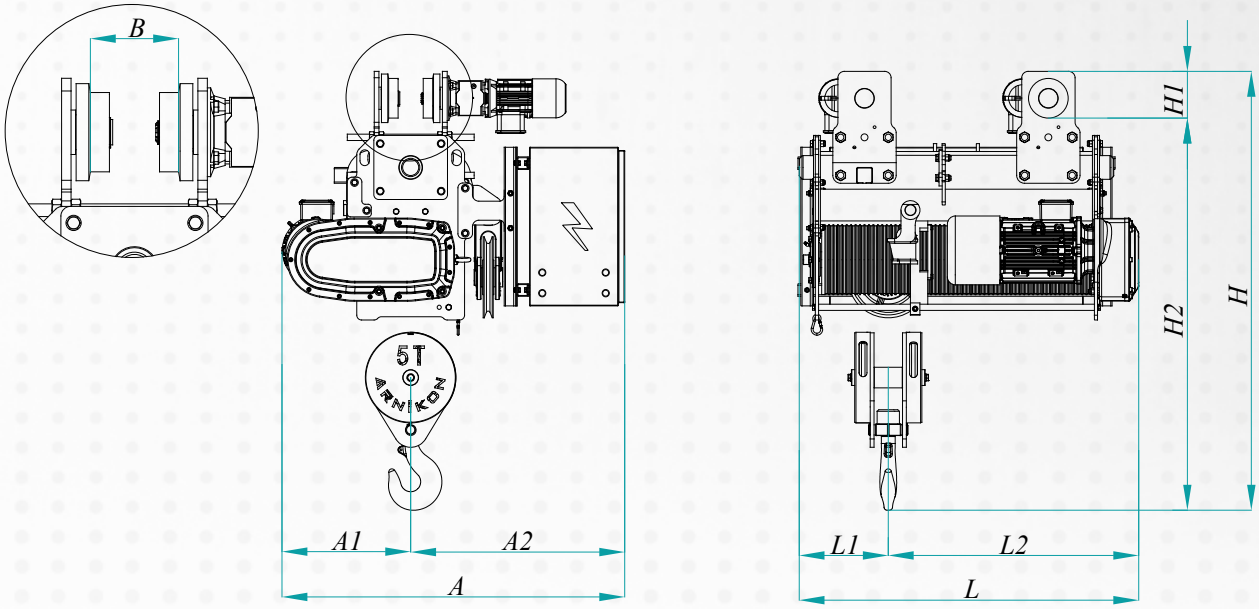

GENEL ÖLÇÜLER / GENERAL DIMENSIONS

MH VİNÇ ARABASI / **MH SERIES HOIST**

Q	TİP / TYPE	A	A1	A2	L	L1	L2	H	H1	H2	B	Ağırlık/Weight
		mm	mm	mm	mm	mm	mm	mm	mm	mm	mm	kg
1 TON	**MH01**	900	345	555	800	315	485	1.160	120	1.040	Kirişe göre değişir. *Varies by beam size.*	210
2 TON	**MH02**	900	320	580	830	250	580	1.160	120	1.040		240
3,2 TON	**MH3,2**	1.020	410	610	800	270	530	1.400	150	1.250		360
5 TON	**MH05**	1.080	410	670	1.075	285	790	1.380	150	1.230		465
6,3 TON	**MH6,3**	1.110	430	680	1.075	285	790	1.380	150	1.230		500
7,5 TON	**MH7,5**	1.165	475	690	1.010	295	715	1.480	155	1.325		620
8 TON	**MH08**	1.165	475	690	1.010	295	715	1.480	155	1.325		620
10 TON	**MH10**	1.175	475	700	1.060	300	760	1.600	175	1.425		730
12 TON	**MH12**	1.175	475	700	1.060	300	760	1.600	175	1.425		730
16 TON	**MH16**	1250	550	700	1150	390	760	1650	225	1425		810
20 TON	**MH20**	1300	600	700	1250	490	760	1700	250	1450		900





- Elektrik Panosu
  Electric Panel



- Halat Kılavuzu
  Rope Guide



- Halat Loadcell
  Load Cell - Load Pin



- Halat Soketi
  Rope Socket



- Kaldırma Limit Switch
  Lifting Group Limit Switch



- Kaldıma Motor / Redüktörü
  Lifting Motor / Gearbox



- Kanca Bloğu
  Hock Block



- Tambur
  Wire Rope Drum



- Tur Switchi
  Rotary limit Switches

Kapasite (ton) **Capacity (ton)**	Tip **Type**	Yükseklik (m) **Lifting Height (m)**	Çalışma Sınıfı **Working Class**	KALDIRMA / **LIFTING**						
				Kaldırma Hızı (m /dk) **Lifting Speed (m/min)**	Kaldırma Motoru (kW) **Lifting Motor (kW)**	Motor Devri **Motor Rpm**	Tambur Çapı (mm) **Drum Diameter (mm)**	Donanım **Rope Falls**	Halat Çapı (mm) **Rope Diameter (mm)**	Kanca Tipi **Hook Type**
1	**EH01**	9	Fem 2m / ISO M5	6	1,1	1440	Ø 160	1 / 2	8	Nr 1
2	**EH02**	9		6	2,2	1445	Ø 160	1 / 2	10	Nr 1,6
3,2	**EH3,2**	9		6	3	1440	Ø 220	1 / 2	12	Nr 1,6
5	**EH05**	9		4	4	1450	Ø 220	1 / 4	12	Nr 2,5
6,3	**EH6,3**	9		4	5,5	1450	Ø 220	1 / 4	12	Nr 2,5
7,5	**EH7,5**	9		4	5,5	1455	Ø 275	1 / 4	12	Nr 4
8	**EH08**	9		4	5,5	1455	Ø 275	1 / 4	12	Nr 4
10	**EH10**	9		4	7,5	1460	Ø 275	1 / 4	14	Nr 6
12	**EH12**	9		4	7,5	1470	Ø 275	1 / 4	14	Nr 6
16	**EH16**	9		4	11	1470	Ø 325	1 / 4	16	Nr 8
20	**EH20**	9		4	15	1470	Ø 325	1 / 4	18	Nr 12

Farklı Çalışma sınıfındaki vinçler için lütfen irtibata geçiniz.
Teker çapları yuvarlanma çaplarını ifade eder.
Farklı Kaldırma Yüksekliği için İrtibata geçiniz.

Please ask for different speed or different working class.
Wheel diameter refers to the wheel rolling diameter.
Please ask for different lifting height.

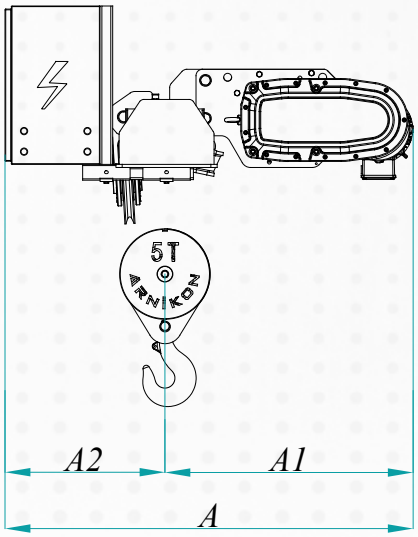

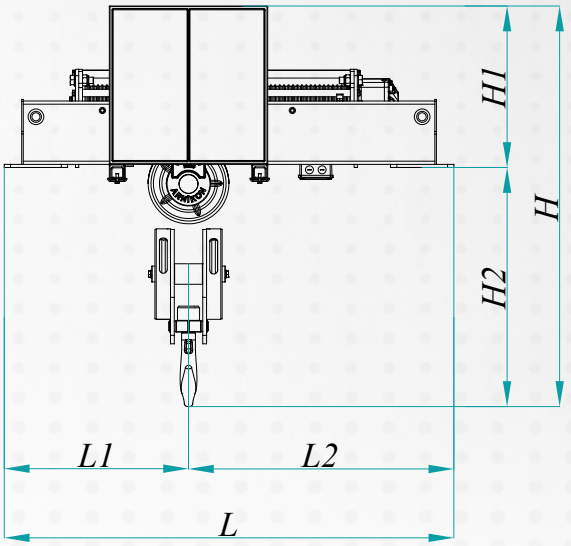

GENEL ÖLÇÜLER / GENERAL DIMENSIONS

EH VİNÇ ARABASI / EH SERIES HOIST

Q	TİP / TYPE	A	A1	A2	L	L1	L2	H	H1	H2	Ağırlık/Weight
		mm	mm	mm	mm	mm	mm	mm	mm	mm	kg
1 TON	**EH01**	1.065	560	505	1.230	505	725	1.145	510	635	165
2 TON	**EH02**	1.080	575	505	1.230	480	750	1.145	510	635	195
3 TON	**EH3,2**	1.290	785	505	1.400	600	800	1.220	510	710	295
5 TON	**EH05**	1.290	785	505	1.420	580	840	1.265	510	755	355
6,3 TON	**EH6,3**	1.350	800	550	1.420	580	840	1.290	510	780	390
7,5 TON	**EH7,5**	1.425	880	545	1.550	590	960	1.400	510	890	525
8 TON	**EH08**	1.425	880	545	1.550	590	960	1.400	510	890	525
10 TON	**EH10**	1.425	825	600	1.530	530	1.000	1.480	510	970	585
12 TON	**EH12**	1.425	880	545	1.530	530	1.000	1.480	510	970	585
16 TON	**EH16**	1.710	1.070	640	1.550	560	990	1.740	715	1.025	855
20 TON	**EH20**	1.735	1.090	645	1.550	590	960	1.890	715	1.175	1.010













- Teker Bloğu **Wheel Block**
- Plastik Tampon **Plastic Buffer**
- Süpürgelik **Skirting**
- Yürütme Redüktörü **Travelling Geraboxes**

Kapasite (kg) **Capacity**	Tip **Type**	Açıklık (m) **Span (m)**	Çalışma Sınıfı **Working Class**	Yürütme Hızı (m / dk) **Travelling Speed (m/min)**	Yürütme Motoru (kW) **Travelling Motor (kW)**	Motor Devri **Motor Rpm**	Teker Çapı (mm) **Wheel Diameter (mm)**
1	**KY-D140**	18	Fem 2m /ISO M5	20	0,25	1425	Ø 140
2	**KY-D140**	18		20	0,25	1425	Ø 140
3,2	**KY-D160**	18		20	0,37	1425	Ø 160
5	**KY-D200**	18		20	0,55	1440	Ø 200
7,5	**KY-D200**	18		20	0,75	1440	Ø 200
10	**KY-D250**	18		20	1,1	1440	Ø 250
16	**KY-D250**	18		20	1,5	1440	Ø 250
20	**KY-D300**	18		20	2,2	1445	Ø 300
25	**KY-D300**	18		20	2,2	1445	Ø 300
32	**KY-D400**	18		20	3	1440	Ø 400
40	**KY-D500**	18		20	4	1450	Ø 500

Farklı hızlar veya çalışma sınıfındaki vinçler için lütfen irtibata geçiniz
Teker çapları yuvarlanma çaplarını ifade eder
18 m' yi geçen akslar için bir üst gövde yürüyüş takımı seçilir.

Please ask for different speed or different working class.
Wheel diameter refers to the wheel rolling diameter.
For span exceeding 18 m, an upper body endcarriage is selected.

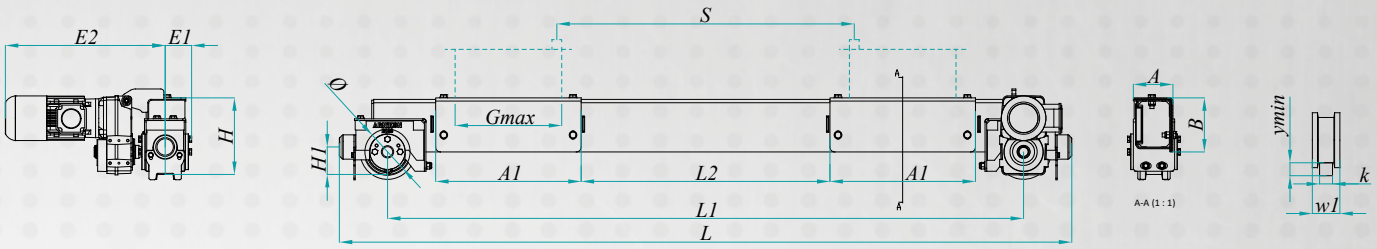

GENEL ÖLÇÜLER / GENERAL DIMENSIONS — ÇİFT KİRİŞ VE KUTU KONSTRÜKSİYON / **DOUBLE GIRDER & BOX CONSTRUCTION**

Q	TİP / TYPE	Ø	S	A	B	H	H1	L	L1	L2	A1	Gmax	E1	E2	ymin	W1	k	Wheel Load
		mm	mm	mm	mm	mm	mm	mm	mm	mm	mm	mm	mm	mm	mm	mm	mm	Max. kN
1 - 2 TON	KY-ÇKK-D140	140	1.000	123	167	236	85	2.266	1.950	770	450	350	72	494	30	85	40	33
3,2 TON	KY-ÇKK-D160	160	1.100	136	186	284	97	2.500	2.185	820	525	425	73	494	35	87	40	38
5 - 8 TON	KY-ÇKK-D200	200	1.300	136	206	326	126	2.878	2.515	920	625	525	80	580	40	103	40	50
10 - 16 TON	KY-ÇKK-D250	250	1.400	170	260	408	165	3.355	2.879	1.120	675	575	95	628	40	117	50	80
20 - 25 TON	KY-ÇKK-D300	300	1.500	190	310	482	200	3.730	3.202	1.220	750	650	101	686	40	130	60	117
32 TON	KY-ÇKK-D400	400	1.700	240	410	626	243	4.202	3.550	1.280	840	740	128	668	40	130	60	164
40 TON	KY-ÇKK-D500	500	1.900	252	462	717	260	5.250	4.498	1.470	1.125	900	130	734	40	150	80	275
50 TON	KY-ÇKK-D500	500	2.150	252	462	717	260	5.250	4.498	1.470	1.125	900	130	734	40	150	80	275

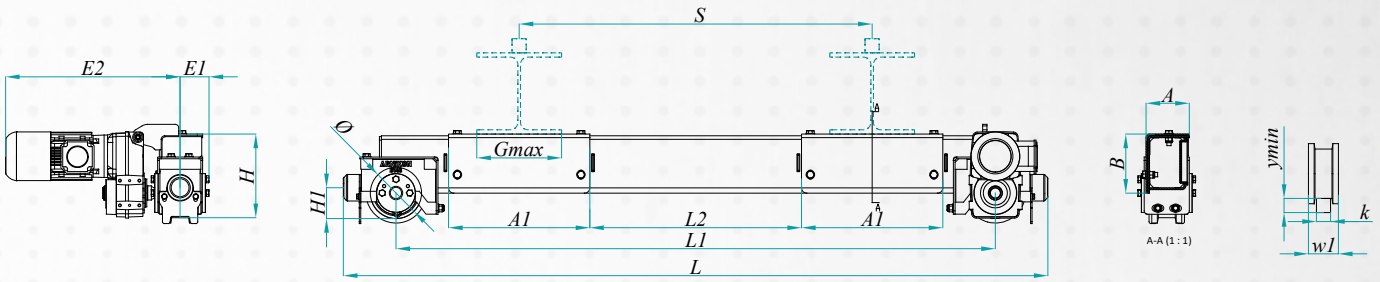

GENEL ÖLÇÜLER / GENERAL DIMENSIONS — ÇİFT KİRİŞ VE I PROFİL / **DOUBLE GIRDER & I BEAM**

Q	TİP / TYPE	Ø	S	A	B	H	H1	L	L1	L2	A1	Gmax	E1	E2	ymin	W1	k	Wheel Load
		mm	mm	mm	mm	mm	mm	mm	mm	mm	mm	mm	mm	mm	mm	mm	mm	Max. kN
1 - 2 TON	KY-ÇKI-D140	140	1.000	122	167	236	85	1.996	1.698	600	400	300	72	494	30	85	40	33
3,2 TON	KY-ÇKI-D160	160	1.100	130	186	275	97	2.080	1.765	550	450	350	73	494	35	85	40	38
5 - 8 TON	KY-ÇKI-D200	200	1.300	136	206	326	126	2.508	2.141	600	600	500	80	580	40	103	40	50
10 - 16 TON	KY-ÇKI-D250	250	1.400	170	260	408	145	2.839	2.368	850	550	450	95	628	40	117	50	80
20 - 25 TON	KY-ÇKI-D300	300	1.500	190	310	482	200	3.094	2.566	900	600	500	101	686	40	130	60	117
32 TON	KY-ÇKI-D400	400	1.700	240	410	623	243	3.592	2.940	1.050	650	550	128	668	40	130	60	164

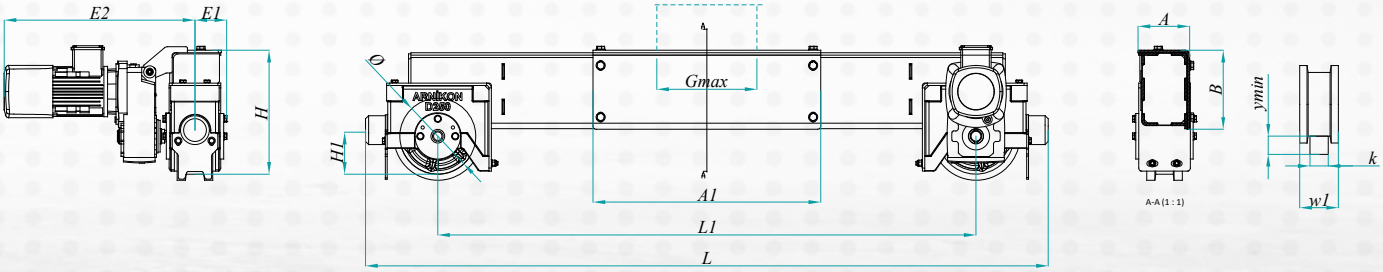

GENEL ÖLÇÜLER / GENERAL DIMENSIONS — TEK KİRİŞ KONSTRÜKSİYON / **SINGLE GIRDER CONSTRUCTION**

Q	TİP / TYPE	Ø	A	B	H	H1	L	L1	A1	Gmax	E1	E2	ymin	W1	k	Wheel Load
		mm	mm	mm	mm	mm	mm	mm	mm	mm	mm	mm	mm	mm	mm	Max. kN
1 - 2 TON	KY-TK-D140	140	122	167	236	85	1.715	1.425	500	400	72	494	30	85	40	33
3,2 TON	KY-TK-D160	160	130	180	284	97	1.810	1.495	550	450	73	494	35	85	40	38
5 - 8 TON	KY-TK-D200	200	136	186	326	126	1.752	1.500	600	500	80	580	40	103	40	50
10 - 16 TON	KY-TK-D250	250	170	260	408	145	2.249	1.773	750	650	95	628	40	117	50	80
20 - 25 TON	KY-TK-D300	300	190	310	482	200	2.434	2.100	850	750	101	686	40	130	50	117
32 TON	KY-TK-D400	400	240	410	625	243	2.832	2.180	1.000	900	128	668	40	130	60	164





- Teker Bloğu
  Wheel Block



- Boggi Beşiği
  Boggie



- Tork Kolu
  Torque Arm



- Yürütme Redüktörü
  Travelling Gearboxes







Kapasite (kg) **Capacity**	Tip **Type**	Açıklık (m) **Span (m)**	Çalışma Sınıfı **Working Class**	Yürütme Hızı (m / dk) **Travelling Speed (m/min)**	Yürütme Motoru (kW) **Travelling Motor (kW)**	Motor Devri **Motor Rpm**	Teker Çapı (mm) **Wheel Diameter (mm)**
5	**PY-D200**	18	Fem 2m /ISO M5	20	0,55	1440	Ø 200
7,5	**PY-D200**	18		20	0,75	1440	Ø 200
10	**PY-D250**	18		20	1,1	1440	Ø 250
16	**PY-D250**	18		20	1,5	1440	Ø 250
20	**PY-D300**	18		20	2,2	1445	Ø 300
25	**PY-D300**	18		20	2,2	1445	Ø 300
32	**PY-D400**	18		20	3	1440	Ø 400
40	**PY-D500**	18		20	4	1450	Ø 500
25	**KY-D300**	18		20	2,2	1445	Ø 300
32	**KY-D400**	18		20	3	1440	Ø 400
40	**KY-D500**	18		20	4	1450	Ø 500

Farklı hızlar veya çalışma sınıfındaki vinçler için lütfen irtibata geçiniz
Teker çapları yuvarlanma çaplarını ifade eder
18 m' yi geçen akslar için bir üst gövde yürüyüş takımı seçilir.

Please ask for different speed or different working class.
Wheel diameter refers to the wheel rolling diameter.
For span exceeding 18 m, an upper body endcarriage is selected.

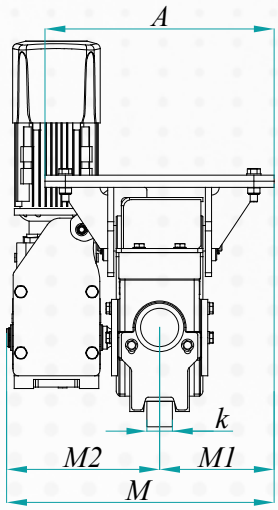

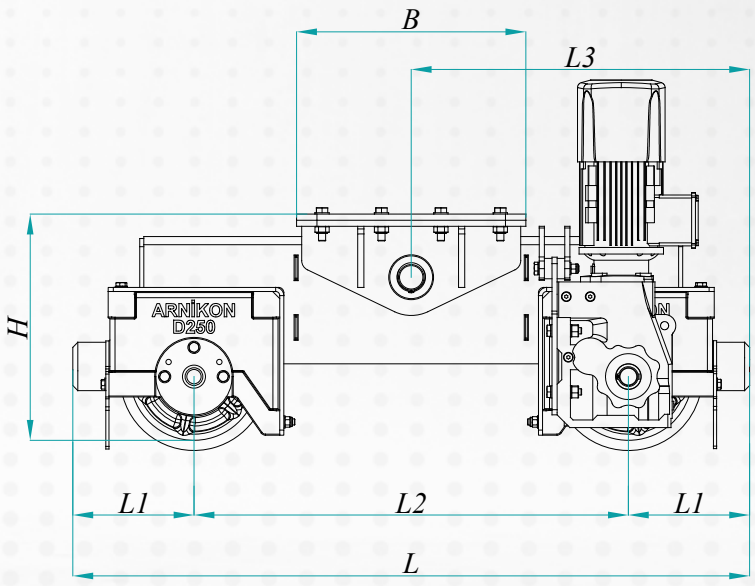

GENEL ÖLÇÜLER / GENERAL DIMENSIONS

PY SERİSİ YÜRÜTME GRUBU / PY SERIES TRAVELLING GROUP

Q	TİP / TYPE	L	L1	L2	L3	H1	M	M1	A	B	k	E2	ymin	W1	k
		mm	mm	mm	mm	mm	mm	mm	mm	mm	mm	mm	mm	mm	mm
5 - 7,5 TON	**PY- D200**	969	184	601	484	355	443	175	268	350	350	40	30	85	40
10 - 15 TON	**PY- D250**	1.331	239	853	665	444	525	225	300	450	450	50	35	85	40
20 - 25 TON	**PY- D300**	1.580	264	1.052	790	523	615	275	340	550	550	60	40	103	40
30 - 35 TON	**PY- D400**	1.882	326	1.230	941	523	713	300	413	600	600	60	40	117	50









- Plastik Tampon
  Plastic Buffer



- Yürütme Tekerleri
  Travelling Wheels



- Yürütme Redüktörü
  Travelling Gearboxes



- Yürütme Mekanizması
  Travelling Mechanism

Kapasite (kg) **Capacity**	Tip **Type**	Açıklık (m) **Span (m)**	Çalışma Sınıfı **Working Class**	Yürütme Hızı (m / dk) **Travelling Speed (m/min)**	Yürütme Motoru (kW) **Travelling Motor (kW)**	Motor Devri **Motor Rpm**	Teker Çapı (mm) **Wheel Diameter (mm)**
1	**KY-S90**	18	Fem 2m /ISO M5	20	0,25	1425	Ø 90
2	**KY-S90**	18		20	0,25	1425	Ø 90
3,2	**KY-S125**	18		20	0,37	1425	Ø 125
5	**KYS-140**	18		20	0,55	1440	Ø 140
7,5	**KYS-140**	18		20	0,75	1440	Ø 140
10	**KYS-160**	18		20	1,1	1440	Ø 160
12	**KYS-160**	18		20	1,5	1440	Ø 160

Farklı hızlar veya çalışma sınıfındaki vinçler için lütfen irtibata geçiniz
Teker çapları yuvarlanma çaplarını ifade eder
18 m' yi geçen akslar için bir üst gövde yürüyüş takımı seçilir.

Please ask for different speed or different working class.
Wheel diameter refers to the wheel rolling diameter.
For span exceeding 18 m, an upper body endcarriage is selected.

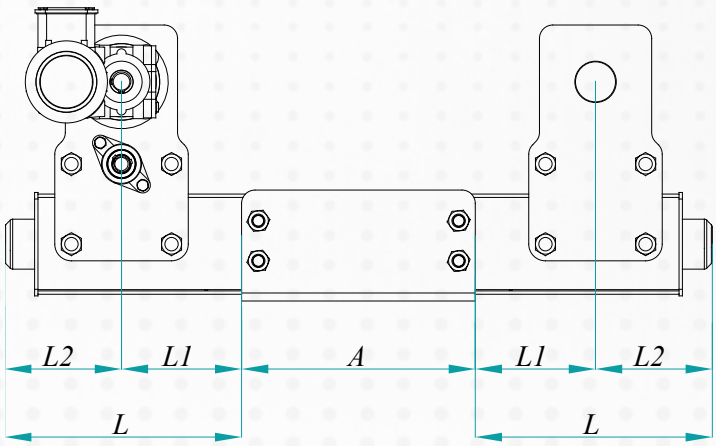

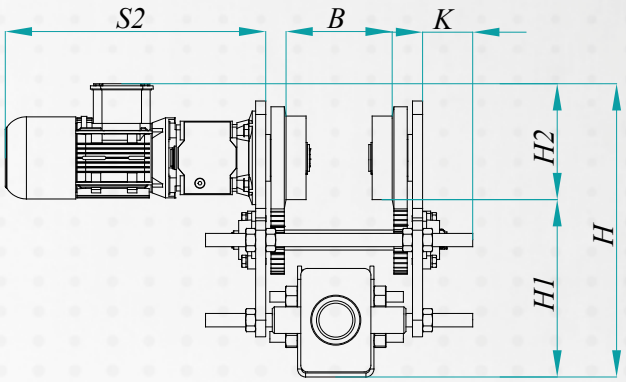

GENEL ÖLÇÜLER / GENERAL DIMENSIONS

KY-S SERİSİ YÜRÜTME GRUBU / KY-S SERIES TRAVELLING GROUP

Q	TİP / TYPE	L	L1	L2	A	H	H1	H2	K	S2	B
		mm	mm	mm	mm	mm	mm	mm	mm	mm	
1 TON	**KY-S90**	325	160	165	350	335	215	120	45	385	Kirişe göre değişir. *Varies by beam size.*
2 TON	**KY-S90**	325	160	165	350	335	215	120	45	385	
3,2 TON	**KY-S125**	355	180	175	350	415	265	150	75	390	
5 TON	**KY-S125**	355	180	175	350	415	265	150	75	390	
6,3 TON	**KY-S125**	355	180	175	350	415	265	150	75	390	
7,5 TON	**KY-S140**	355	180	175	350	415	260	155	75	440	
8 TON	**KY-S140**	355	180	175	350	415	260	155	75	440	
10 TON	**KY-S140**	355	180	175	350	415	260	155	75	440	
12 TON	**KY-S140**	355	180	175	350	415	260	155	75	440	



ARNI

crane s







www.arnik


IKON
systems
kon.com.tr


ARNİKON

IKON
systems









kon.com.tr



DIJITAL EKRAN
DIGITAL DISPLAY

İNDİKATÖR
INDICATOR





AKILLI VİNÇ SİSTEMLERİ
SMART CRANE SYSTEMS

AŞIRI YÜK KORUMA ÜNİTELERİ
CRANE OVERLOAD SWITCHES





KONTROL KABİNLERİ
CONTROL CABINS

ELEKTROHİDROLİK FREN
ELECTROHYDRAULIC BRAKE





VİNÇ HALATI
WIRE ROPES

KABLO SARMA TAMBURU
CABLE REELS







TUR SWICHI
ROTARY LIMIT SWITCHES

KAPALI BARA TESİSATI
BUSBAR SYSTEMS





SİREN
SIREN LIGHT

VİNÇ KABLO TAŞIMA SİSTEMLERİ
CABLE CARRYING SYSTEMS





UZAKTAN KUMANDA
REMOTE CONTROL

VİNÇ KANCA KANTARLARI
CRANE HOOK SCALES





YÜRÜME VE KALDIRMA SWİCHLERİ
TRAVELLING AND LIFTING LIMIT SWITCH

VİNÇ REDÜKTÖRLERİ
CRANE GEARBOXES





REFERANSLAR







REFERENCES


SONATRACH-
DRC-BRI SP6
SONATRACH-
C-BRI SP6


SİLVER TEKNİK
ARNİKON


thyssenkrupp
ARNİKON
thyssenkrupp

REFERANSLAR







REFERENCES










ARNİKON



crane systems

www.arnikon.com.tr

ARNiKON

Konya Org. San. Böl. 15. Sokak No: 9
42160 Selcuklu / KONYA / TURKIYE
T : +90 332 **342 50 09**
F : +90 332 **342 70 09**
info@**arnikon**.com.tr

Form No. 1 - 04/2022 - Rev. 2